

Scaled data based on original data using
LM-79-08 Approved Method: Electrical and Photometric Measurements of Solid-
State Lighting Products

Test Report Prepared for
Cooper Lighting Solutions
(formerly Eaton)

Brand: McGRAW-EDISON

Report Number: P946472

Luminaire Tested: **GALN-SB2A-840-U-RW**

Issue Date: 1/21/2025

Test Information

Test Method: LM-79-08
Report Number: P946472
TEST IS SCALED FROM IESNA LM-79-08 TEST DATA (G2-2411-289-19)
Test Lab: INNOVATION CENTER
Issue Date: 1/21/2025
Manufacturer: COOPER LIGHTING SOLUTIONS (FORMERLY EATON)
Product Line: McGRAW-EDISON
Catalog Number: GALN-SB2A-840-U-RW
Description: GALLEON AREA AND ROADWAY HIGH DENSITY LED LUMINAIRE
(2) 80 CRI, 4000K, 350mA LIGHTSQUARES WITH 26 LEDS EACH AND RECTANGULAR
WIDE OPTICS
Light Source: -
Ballast/Driver: -

Summary

Lumens per Lamp: N/A
Luminaire Lumens: 8836 lumens
Efficiency: N/A
Efficacy: 154.2 lumens/watt
Luminous Opening: Rectangular (W 0.5' x L: 1' x H: 0')
IES Classification: Type III - Medium
BUG Rating: B3 - U0 - G3

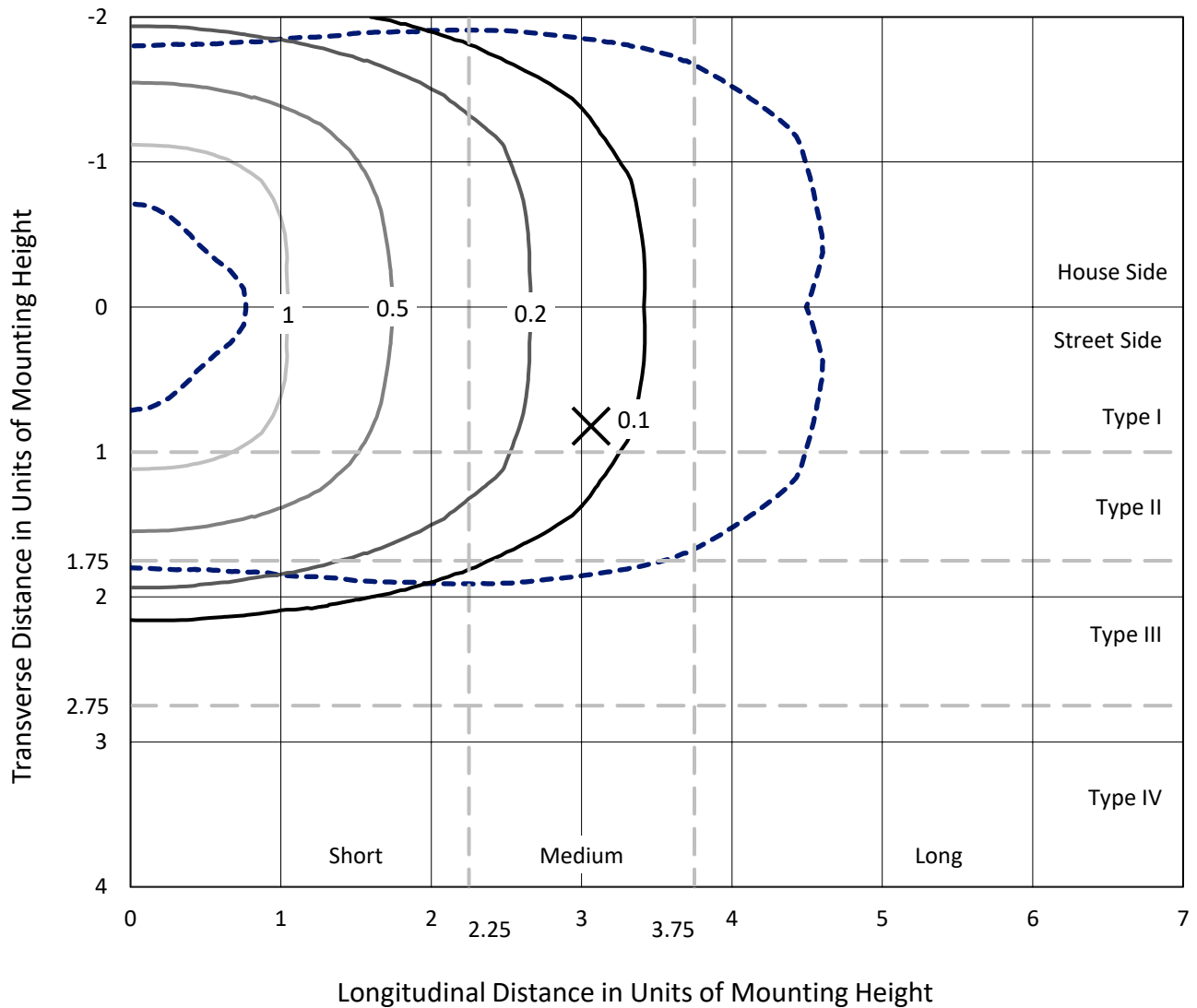
Input Watts (W): 57.3
Input Voltage (V): NR
Input Current (Ain): NR
Voltage Rise (V): NR
Power Factor: NR
Total Harmonic Distortion (THDi): NR
Frequency (hertz): 60
Stabilization Time: NR
Operation Time: NR
Ambient Temperature (°C): NR
Test Distance: 24 FT



REPORT NUMBER: P946472
 CATALOG NUMBER: GALN-SB2A-840-U-RW

Iso-Footcandle Lines of Horizontal Illumination

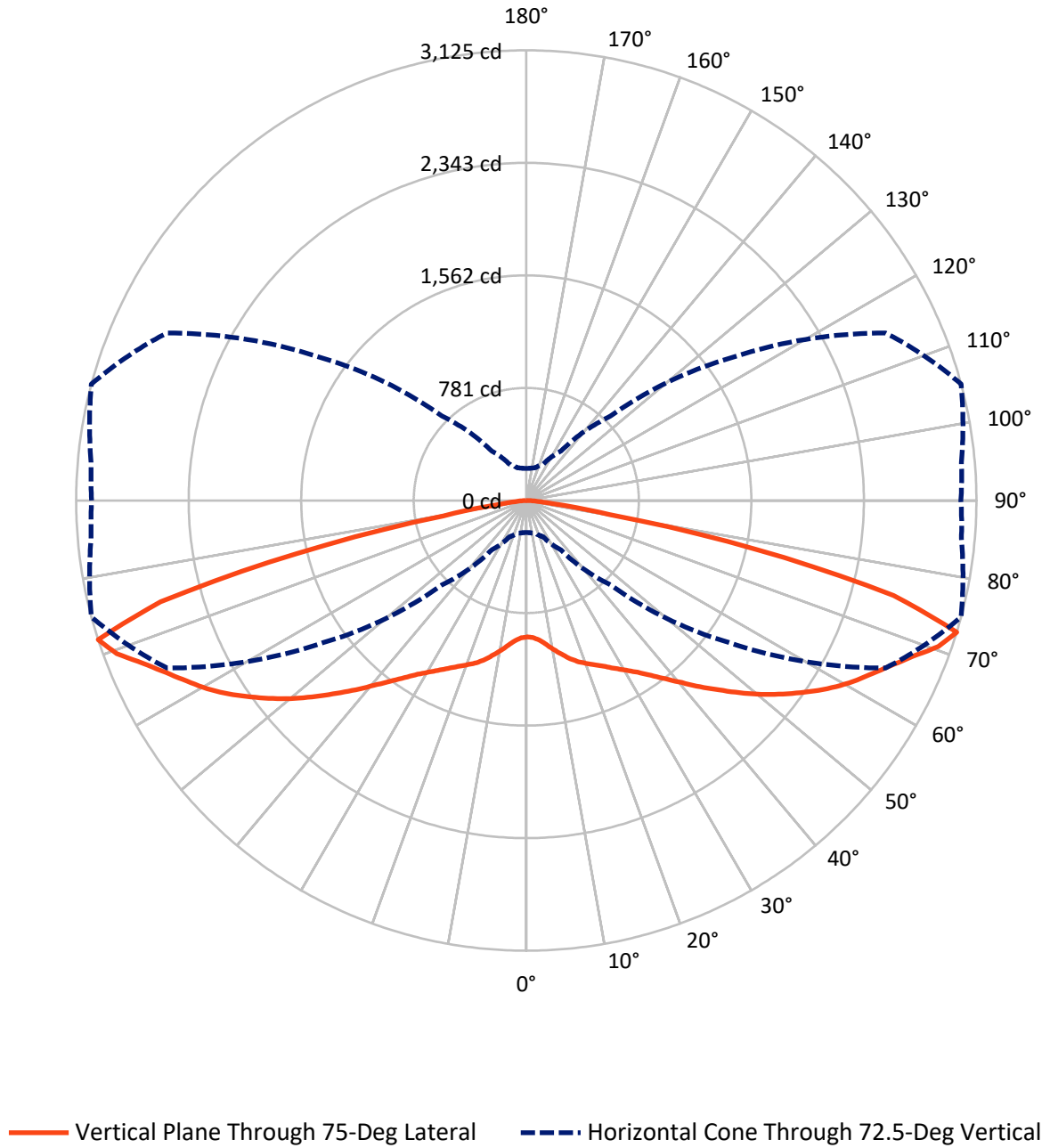
✕ Max cd
 - - - 1/2 Max cd



Based on 25 foot mounting height. Maximum calculated value = 1.7 fc
 Type III - Medium - N/A

REPORT NUMBER: P946472
CATALOG NUMBER: GALN-SB2A-840-U-RW

Luminous Intensity Polar Plot



REPORT NUMBER: P946472

CATALOG NUMBER: GALN-SB2A-840-U-RW

FLUX DISTRIBUTION:

		Downward	Upward	Total
House Side	Lumens	4418.0	0.0	4418.0
	% Fixture	50.0	0.0	50.0
Street Side	Lumens	4418.0	0.0	4418.0
	% Fixture	50.0	0.0	50.0
Total	Lumens	8836.0	0.0	8836.0
	% Fixture	100.0	0.0	100.0

ZONAL LUMENS:

Zone	Lumens	% Fixture
0°-10°	92.7	1.0
10°-20°	305.8	3.5
20°-30°	590.9	6.7
30°-40°	997.8	11.3
40°-50°	1582.3	17.9
50°-60°	2118.6	24.0
60°-70°	2016.2	22.8
70°-80°	1052.1	11.9
80°-90°	79.6	0.9
90°-100°	0.0	0.0
100°-110°	0.0	0.0
110°-120°	0.0	0.0
120°-130°	0.0	0.0
130°-140°	0.0	0.0
140°-150°	0.0	0.0
150°-160°	0.0	0.0
160°-170°	0.0	0.0
170°-180°	0.0	0.0
0°-90°	8836.0	100.0
0°-180°	8836.0	100.0

Coefficient of Utilization



REPORT NUMBER: P946472

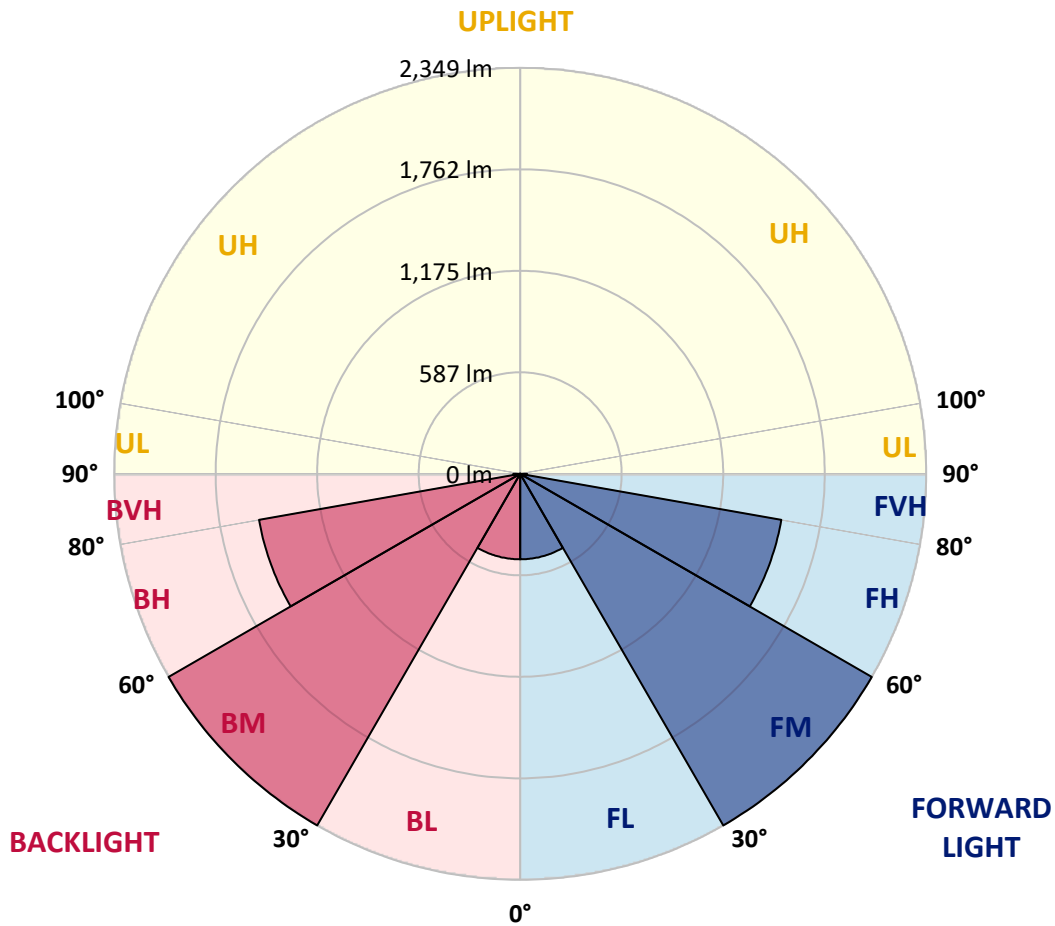
CATALOG NUMBER: GALN-SB2A-840-U-RW

LUMINAIRE CLASSIFICATION SYSTEM LUMEN TABLE AND BUG RATING:

Zone	Lumens	% Fixture	Zone Rating/Lumen Limit		
			B	U	G
FL (0°-30°)	494.7	5.6			
FM (30°-60°)	2349.3	26.6			
FH (60°-80°)	1534.1	17.4			G1/1800
FVH (80°-90°)	39.8	0.5			G1/100
BL (0°-30°)	494.7	5.6	B1/500		
BM (30°-60°)	2349.3	26.6	B2/2500		
BH (60°-80°)	1534.1	17.4	B3/2500		G3/2500
BVH (80°-90°)	39.8	0.5			G1/100
UL (90°-100°)	0.0	0.0		U0/0	
UH (100°-180°)	0.0	0.0		U0/0	

BUG Rating: B3-U0-G3

Type III Medium



REPORT NUMBER: P946472

CATALOG NUMBER: GALN-SB2A-840-U-RW

CANDELA DISTRIBUTION (FULL):

	0°	5°	15°	25°	35°	45°	55°	65°	75°	85°
0°	946.5	946.5	946.5	946.5	946.5	946.5	946.5	946.5	946.5	946.5
2.5°	946.5	945.6	946.5	947.4	946.9	946.9	949.2	950.6	953.3	952.8
5°	940.2	939.7	943.3	947.4	950.6	956.0	962.7	967.7	974.0	975.4
7.5°	937.0	935.7	942.0	949.2	959.1	972.7	985.7	999.3	1010.1	1013.7
10°	939.3	939.7	948.3	961.8	977.6	996.6	1015.1	1038.1	1053.4	1057.0
12.5°	949.7	948.7	963.2	984.8	1006.5	1030.4	1052.1	1077.3	1094.0	1102.6
15°	968.6	966.8	987.1	1019.1	1050.7	1078.7	1096.3	1120.2	1139.6	1150.4
17.5°	991.2	992.1	1018.7	1060.2	1101.7	1133.3	1150.0	1162.1	1177.0	1186.5
20°	1030.9	1032.7	1062.4	1111.6	1159.0	1195.1	1208.6	1204.1	1208.2	1215.4
22.5°	1084.1	1085.0	1118.4	1171.6	1221.2	1260.9	1270.0	1251.5	1240.2	1245.1
25°	1145.9	1151.8	1185.1	1239.7	1290.7	1328.6	1332.7	1304.7	1276.7	1278.1
27.5°	1221.2	1226.7	1260.5	1314.6	1366.5	1399.4	1399.0	1361.5	1320.5	1310.1
30°	1302.9	1308.8	1343.5	1399.4	1447.7	1476.6	1470.3	1425.6	1367.0	1347.6
32.5°	1399.9	1403.5	1438.7	1494.6	1539.3	1562.3	1549.2	1494.2	1421.1	1399.0
35°	1517.2	1522.6	1548.8	1601.6	1640.8	1659.7	1637.6	1572.7	1490.6	1465.8
37.5°	1651.2	1647.6	1677.3	1724.3	1756.7	1768.5	1738.2	1661.1	1570.0	1540.6
40°	1791.0	1789.2	1821.7	1866.8	1884.4	1891.6	1847.0	1762.6	1661.6	1630.0
42.5°	1917.8	1916.4	1960.2	2010.3	2031.5	2023.4	1967.0	1870.4	1767.6	1731.5
45°	2019.3	2017.5	2071.2	2141.6	2183.1	2169.5	2093.7	1989.5	1874.9	1837.5
47.5°	2097.4	2098.3	2156.0	2243.1	2315.7	2320.7	2223.2	2110.9	1993.1	1950.7
50°	2153.7	2156.5	2218.3	2314.8	2414.1	2457.8	2355.4	2235.4	2115.4	2067.6
52.5°	2167.7	2172.7	2247.1	2360.4	2477.2	2560.7	2489.8	2355.0	2231.3	2185.8
55°	2093.3	2103.2	2197.5	2356.8	2516.0	2628.3	2608.0	2476.3	2348.2	2301.3
57.5°	1922.3	1936.3	2046.4	2254.4	2507.4	2674.8	2699.6	2592.7	2465.0	2419.9
60°	1682.8	1699.4	1805.0	2031.9	2386.5	2692.0	2764.1	2705.9	2572.4	2528.6
62.5°	1321.4	1343.0	1469.4	1735.5	2131.2	2612.1	2819.2	2808.4	2669.0	2614.4
65°	847.7	870.7	1003.8	1318.2	1790.6	2367.6	2836.3	2908.1	2770.9	2694.7
67.5°	511.1	521.5	587.4	799.0	1308.8	1999.0	2691.1	3018.6	2890.0	2795.3
70°	327.1	332.9	372.2	469.2	739.9	1458.5	2331.0	3039.3	3034.4	2898.6
72.5°	222.0	223.8	234.1	277.9	418.7	828.7	1719.3	2751.5	3124.6	3031.7
75°	162.4	172.3	189.0	196.7	237.8	414.1	985.3	1933.1	2633.3	2673.9
77.5°	120.9	121.4	144.4	153.4	169.6	220.6	416.9	1079.1	1634.9	1716.6
80°	102.4	97.0	96.5	123.6	127.7	137.6	186.3	372.6	585.6	355.0
82.5°	85.3	79.4	71.7	96.5	87.1	84.4	80.8	151.6	186.3	91.6
85°	59.6	56.8	54.1	63.2	49.6	42.4	38.8	70.8	78.5	38.8
87.5°	25.7	26.6	27.1	28.0	20.8	14.9	14.9	19.9	19.9	15.3
90°	0.0	0.0	0.0	0.0	0.0	0.0	0.0	0.0	0.0	0.0

(END C

90°
946.5
952.4
975.4
1014.6
1060.6
1106.2
1154.5
1191.0
1220.8
1248.8
1280.3
1313.3
1349.8
1404.4
1469.4
1546.1
1640.3
1740.5
1846.1
1963.4
2082.0
2197.5
2314.4
2430.3
2538.1
2620.7
2704.1
2802.5
2897.7
3017.2
2575.6
1531.2
268.4
78.0
34.3
11.3
0.0

OF REPORT)